



WALL + FLOOR
PORCELAIN TILES



T3 - MODERATE
VARIATION



NATURAL
(MATTE)



SEMI-POLISHED
(MATTE)



44.3x88.8
29.5x59.2



NATURAL
R10
CLASS 1



MOHS
8



MOHS
7

45x90cm / 17.7"x35.4"

30x60cm / 11.8"x23.6"

22x90cm / 8.7"x35.4"

60x60cm / 23.6"x23.6"

CONCRETE



BLEND

44.3x88.8x1 cm ret.
29.5x59.2x1 cm ret.



CT56R | C31
PT66RC | C25



CT56P | C33
PT66PC | C29

MOHS
8



SAND

44.3x88.8x1 cm ret.
29.5x59.2x1 cm ret.



P9050R | C31
P6050RC | C25



P9050P | C33
P6050PC | C29

MOHS
8



MASS

44.3x88.8x1 cm ret.
29.5x59.2x1 cm ret.




CT57R | C31
PT67RC | C25



CT57P | C33
PT67PC | C29

MOHS
8



MUD

44.3x88.8x1 cm ret.
29.5x59.2x1 cm ret.



P9051R | C31
P6051RC | C25



P9051P | C33
P6051PC | C29

MOHS
8



FUSE

44.3x88.8x1 cm ret.
29.5x59.2x1 cm ret.



CT58R | C31
PT68RC | C25



CT58P | C33
PT68PC | C29

MOHS
8



LAVA

44.3x88.8x1 cm ret.
29.5x59.2x1 cm ret.



P9052R | C31
P6052RC | C25



P9052P | C33
P6052PC | C29

MOHS
7



JOIN

44.3x88.8x1 cm ret.
29.5x59.2x1 cm ret.

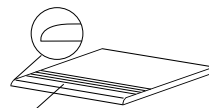


CT59R | C31
PT69RC | C25



CT59P | C33
PT69PC | C29

MOHS
7



**STAIRSTEP . DEGRAU . PELDAÑO
NEZ-DE-MARCHE . STUFE . СТУПЕНЬ**
88.8(L)x44.3x1 cm ret. | D32
59.2(L)x59.2x1 cm ret. | D30
59.2(L)x29.5x1 cm ret. | D21




**SKIRTING . RODAPÉ . RODAPIÉ
PLINTHE . SOCKEL . ПЛИНТУС**
8x44.3x1 cm ret. | D8
8x59.2x1 cm ret. | D11

SIZES (CM)	PIECES / BOX	SQM / BOX	WEIGHT / BOX	BOX / PALLET	SQM / PALLET	WEIGHT / PALLET
Dimensão . Format Maße . Formato Размеры	Peças / Caixa . Pièces / Boite Stück / Karton . Piezas / Caja Штук / Коробка	M ² / Caixa . M ² / Boite M ² / Karton . M ² / Caja Кв.м / Коробка	Peso / Caixa . Poids / Boite Gewicht / Karton . Peso / Caja Вес / Коробка	Caixa / Palete . Boite / Palette Kartons / Palette . Caja / Pallet Коробок / Поддон	M ² / Palete . M ² / Palette M ² / Palette . M ² / Pallet Кв.м / Поддон	Peso / Palete . Poids / Palette Gewicht / Palette . Peso / Pallet Вес / Поддон
44.3x88.8x1 ret.	2	0.787	17.72	43	33.841	782
29.5x59.2x1 ret.	6	1.050	22.79	32	33.600	754

CONCRETE

45x90cm / 17.7"x35.4"
 30x60cm / 11.8"x23.6"
22x90cm / 8.7"x35.4"
 60x60cm / 23.6"x23.6"



BLEND

22.05x88.8x1 cm ret.

CT56RC2 | C31 CT56PC2 | C33



SAND

22.05x88.8x1 cm ret.


P9050RC2 | C31 P9050PC2 | C33



MASS

22.05x88.8x1 cm ret.


CT57RC2 | C31 CT57PC2 | C33



MUD

22.05x88.8x1 cm ret.

P9051RC2 | C31 P9051PC2 | C33



FUSE

22.05x88.8x1 cm ret.

CT58RC2 | C31 CT58PC2 | C33



LAVA

22.05x88.8x1 cm ret.

P9052RC2 | C31 P9052PC2 | C33



JOIN

22.05x88.8x1 cm ret.

CT59RC2 | C31 CT59PC2 | C33



SIZES (CM)

Dimensão . Format
 Maße . Formato
 Размеры

PIECES / BOX

Peças / Caixa . Pièces / Boîte
 Stück / Karton . Piezas / Caja
 Штук / Коробка

SQM / BOX

M² / Caixa . M² / Boîte
 M² / Karton . M² / Caja
 Кв.м / Коробка

WEIGHT / BOX

Peso / Caixa . Poids / Boîte
 Gewicht / Karton . Peso / Caja
 Вес / Коробка

BOX / PALLET

Caixa / Paleta . Boite / Palette
 Kartons / Palette . Caja / Pallet
 Коробок / Поддон

SQM / PALLET

M² / Paleta . M² / Palette
 M² / Palette . M² / Pallet
 Кв.м / Поддон

WEIGHT / PALLET

Peso / Paleta . Poids / Palette
 Gewicht / Palette . Peso / Pallet
 Вес / Поддон

22.05x88.8x1 ret.

5

0.980

21.67

44

43.120

973

CONCRETE

45x90cm / 17.7"x35.4"
 30x60cm / 11.8"x23.6"
 22x90cm / 8.7"x35.4"
60x60cm / 23.6"x23.6"



WALL + FLOOR
 PORCELAIN TILES



T3 - MODERATE
 VARIATION



NATURAL
 (MATTE)



SEMI-POLISHED
 (MATTE)



SEMI-POLISHED
 (SHINE)



59.2x59.2




NATURAL
 R10
 CLASS 1



MOHS
 8
 NATURAL



MOHS
 7
 NATURAL



BLEND
 59.2X59.2X1 cm ret. PT66R | C28 PT66P | C31 PT66SPB | C36

MOHS
 8



SAND
 59.2X59.2X1 cm ret. P6050R | C28 P6050P | C31 P6050SPB | C36

MOHS
 8



MUD
 59.2X59.2X1 cm ret. P6051R | C28 P6051P | C31 P6051SPB | C36

MOHS
 8




MASS
 59.2X59.2X1 cm ret. PT67R | C28 PT67P | C31 PT67SPB | C36

MOHS
 8



FUSE
 59.2X59.2X1 cm ret. PT68R | C28 PT68P | C31 PT68SPB | C36

MOHS
 8



LAVA
 59.2X59.2X1 cm ret. P6052R | C28 P6052P | C31 P6052SPB | C36

MOHS
 7



JOIN
 59.2X59.2X1 cm ret. PT69R | C28 PT69P | C31 PT69SPB | C36

MOHS
 7



DECOR SHADOW
 59.2X59.2X1 cm ret. PT65R | C29 PT65P | C33

m²



DECOR SEPIA
 59.2X59.2X1 cm ret. P6053R | C29 P6053P | C33

m²

SIZES (CM)

Dimensão . Format
 Maße . Formato
 Размеры

PIECES / BOX

Peças / Caixa . Pièces / Boîte
 Stück / Karton . Piezas / Caja
 Штук / Коробка

SQM / BOX

M² / Caixa . M² / Boîte
 M² / Karton . M² / Caja
 Кв.м / Коробка

WEIGHT / BOX

Peso / Caixa . Poids / Boîte
 Gewicht / Karton . Peso / Caja
 Вес / Коробка

BOX / PALLET

Caixa / Paleta . Boite / Palette
 Kartons / Palette . Caja / Pallet
 Коробок / Поддон

SQM / PALLET

M² / Paleta . M² / Palette
 M² / Palette . M² / Pallet
 Кв.м / Поддон

WEIGHT / PALLET

Peso / Paleta . Poids / Palette
 Gewicht / Palette . Peso / Pallet
 Вес / Поддон

59.2x59.2x1 ret.

3

1.050

23.20


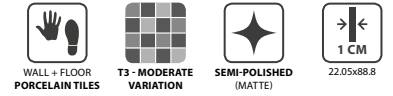
36

37.800

855

CONCRETE

45x90cm / 17.7"x35.4"
 30x60cm / 11.8"x23.6"
22x90cm / 8.7"x35.4"
 60x60cm / 23.6"x23.6"



BOND CONCRETE BLEND (PIECE)
 22.05x88.8x1 cm

FCT56P | D34



BOND CONCRETE SAND (PIECE)
 22.05x88.8x1 cm

FCT50P | D34



BOND CONCRETE MASS (PIECE)
 22.05x88.8x1 cm

FCT57P | D34




BOND CONCRETE MUD (PIECE)
 22.05x88.8x1 cm

FCT51P | D34



BOND CONCRETE FUSE (PIECE)
 22.05x88.8x1 cm

FCT58P | D34



BOND CONCRETE LAVA (PIECE)
 22.05x88.8x1 cm

FCT52P | D34



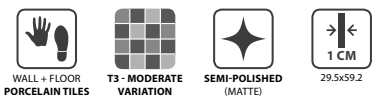
BOND CONCRETE JOIN (PIECE)
 22.05x88.8x1 cm

FCT59P | D34




WALL:
 BOND CONCRETE FUSE 22.05X88.8 CM SEMI-POLISHED FCT58P

FLOOR:
 CONCRETE JOIN 59.2X59.2 CM RET. SEMI-POLISHED PT69P




45x90cm / 17.7"x35.4"
 30x60cm / 11.8"x23.6"
 22x90cm / 8.7"x35.4"
 60x60cm / 23.6"x23.6"


CONCRETE




MOSAIC CONCRETE BLEND
 (4.7X4.7 CM) (PIECE)
 29.5x29.5x1 cm DC110 | D24




MOSAIC CONCRETE SAND
 (4.7X4.7 CM) (PIECE)
 29.5x29.5x1 cm DC180 | D24



MOSAIC CONCRETE MUD
 (4.7X4.7 CM) (PIECE)
 29.5x29.5x1 cm DC181 | D24



MOSAIC CONCRETE MASS
 (4.7X4.7 CM) (PIECE)
 29.5x29.5x1 cm DC111 | D24




MOSAIC CONCRETE FUSE
 (4.7X4.7 CM) (PIECE)
 29.5x29.5x1 cm DC112 | D24




MOSAIC CONCRETE LAVA
 (4.7X4.7 CM) (PIECE)
 29.5x29.5x1 cm DC182 | D24



MOSAIC CONCRETE JOIN
 (4.7X4.7 CM) (PIECE)
 29.5x29.5x1 cm DC113 | D24



MOSAIC MERGE CONCRETE
 (2.5X2.5 CM) (PIECE)
 29.5x29.5x1 cm DC107^(A) | D32



MOSAIC MERGE WARM CONCRETE (2.5X2.5 CM) (PIECE)
 29.5x29.5x1 cm DC109^(A) | D32

^(A) RANDOM DRAWING . DESENHO ALEATORIO . DESSIN ALÉATOIRE . WECHSELNDES DESIGN . DISEÑO ALEATORIO . ЖЕРЕБЬЕВКИ



MOSAIC MERGE CONCRETE 29.5X29.5 CM DC107