

AGE WOOD

COMPACTTO PEDRA
Gres porcelánico
Porcelain tiles
Grès cérame



DIN 51130	UNE-ENV 12633
R9	CLASE 1
<input type="checkbox"/>	<input type="checkbox"/>

50X100 CM
19,68"X39,37"

AGE-WOOD Blanco	M37	35.491.12.2752	<input type="checkbox"/>
AGE-WOOD Ceniza	M37	35.491.19.2752	<input type="checkbox"/>
AGE-WOOD Negro	M37	35.491.3.2752	<input type="checkbox"/>
AGE-WOOD Arena	M37	35.491.17.2752	<input type="checkbox"/>
AGE-WOOD Taupe	M37	35.491.285.2752	<input type="checkbox"/>
AGE-WOOD Moka	M37	35.491.240.2752	<input type="checkbox"/>
AGE-WOOD Blanco	M39	39.491.12.2752	<input type="checkbox"/>
AGE-WOOD Ceniza	M39	39.491.19.2752	<input type="checkbox"/>
AGE-WOOD Negro	M39	39.491.3.2752	<input type="checkbox"/>
AGE-WOOD Arena	M39	39.491.17.2752	<input type="checkbox"/>
AGE-WOOD Taupe	M39	39.491.285.2752	<input type="checkbox"/>
AGE-WOOD Moka	M39	39.491.240.2752	<input type="checkbox"/>

24,5X100 CM
9,64"X39,37"


AGE-WOOD Blanco	M38	35.674.12.2752	<input type="checkbox"/>
AGE-WOOD Ceniza	M38	35.674.19.2752	<input type="checkbox"/>
AGE-WOOD Negro	M38	35.674.3.2752	<input type="checkbox"/>
AGE-WOOD Arena	M38	35.674.17.2752	<input type="checkbox"/>
AGE-WOOD Taupe	M38	35.674.285.2752	<input type="checkbox"/>
AGE-WOOD Moka	M38	35.674.240.2752	<input type="checkbox"/>
AGE-WOOD Blanco	M42	39.674.12.2752	<input type="checkbox"/>
AGE-WOOD Ceniza	M42	39.674.19.2752	<input type="checkbox"/>
AGE-WOOD Negro	M42	39.674.3.2752	<input type="checkbox"/>
AGE-WOOD Arena	M42	39.674.17.2752	<input type="checkbox"/>
AGE-WOOD Taupe	M42	39.674.285.2752	<input type="checkbox"/>
AGE-WOOD Moka	M42	39.674.240.2752	<input type="checkbox"/>

* **30,3X61,3 CM**
11,92"X24,13"
■ **30X60 CM**
11,81"X23,62"


AGE-WOOD Blanco	M20	11.722.12.2752	<input type="checkbox"/>
AGE-WOOD Ceniza	M20	11.722.19.2752	<input type="checkbox"/>
AGE-WOOD Negro	M20	11.722.3.2752	<input type="checkbox"/>
AGE-WOOD Arena	M20	11.722.17.2752	<input type="checkbox"/>
AGE-WOOD Taupe	M20	11.722.285.2752	<input type="checkbox"/>
AGE-WOOD Moka	M20	11.722.240.2752	<input type="checkbox"/>
AGE-WOOD Blanco	M27	35.422.12.2752	<input type="checkbox"/>
AGE-WOOD Ceniza	M27	35.422.19.2752	<input type="checkbox"/>
AGE-WOOD Negro	M27	35.422.3.2752	<input type="checkbox"/>
AGE-WOOD Arena	M27	35.422.17.2752	<input type="checkbox"/>
AGE-WOOD Taupe	M27	35.422.285.2752	<input type="checkbox"/>
AGE-WOOD Moka	M27	35.422.240.2752	<input type="checkbox"/>
AGE-WOOD Blanco	M35	39.422.12.2752	<input type="checkbox"/>
AGE-WOOD Ceniza	M35	39.422.19.2752	<input type="checkbox"/>
AGE-WOOD Negro	M35	39.422.3.2752	<input type="checkbox"/>
AGE-WOOD Arena	M35	39.422.17.2752	<input type="checkbox"/>
AGE-WOOD Taupe	M35	39.422.285.2752	<input type="checkbox"/>
AGE-WOOD Moka	M35	39.422.240.2752	<input type="checkbox"/>

15X60 CM
5,90"X23,62"

AGE-WOOD Blanco	M29	35.816.12.2752	<input type="checkbox"/>
AGE-WOOD Ceniza	M29	35.816.19.2752	<input type="checkbox"/>
AGE-WOOD Negro	M29	35.816.3.2752	<input type="checkbox"/>
AGE-WOOD Arena	M29	35.816.17.2752	<input type="checkbox"/>
AGE-WOOD Taupe	M29	35.816.285.2752	<input type="checkbox"/>
AGE-WOOD Moka	M29	35.816.240.2752	<input type="checkbox"/>
AGE-WOOD Blanco	M37	39.816.12.2752	<input type="checkbox"/>
AGE-WOOD Ceniza	M37	39.816.19.2752	<input type="checkbox"/>
AGE-WOOD Negro	M37	39.816.3.2752	<input type="checkbox"/>
AGE-WOOD Arena	M37	39.816.17.2752	<input type="checkbox"/>
AGE-WOOD Taupe	M37	39.816.285.2752	<input type="checkbox"/>
AGE-WOOD Moka	M37	39.816.240.2752	<input type="checkbox"/>




Malla Duncan Blanco 30x30 P60
21.635.12.5458 6
Age Beton-AgeWood Semipulido 11,2




Malla Duncan Ceniza 30x30 P60
21.635.19.5458 6
Age Beton-AgeWood Semipulido 11,2



Malla Duncan Negro 30x30 P60
21.635.3.5458 6
Age Beton-AgeWood Semipulido 11,2



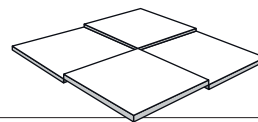
Malla Duncan Arena 30x30 P60
21.635.17.5458 6
Age Beton-AgeWood Semipulido 11,2



Malla Duncan Taupe 30x30 P60
21.635.285.5458 6
Age Beton-AgeWood Semipulido 11,2



Malla Duncan Moka 30x30 P60
21.635.240.5458 6
Age Beton-AgeWood Semipulido 11,2



Esquema pieza Malla Duncan
Piece diagram malla Duncan
Schema piece malle Duncan

Piezas complementarias ver en pag 349
Special pieces see page 349
Pièces supplémentaires, voir page 349

Formato	pz/cj	m²/cj	cj/pl	m²/pl	kg/cj	kg/pl
50x100	2	1,00	36	36,00	27,00	998
50x100 <input type="checkbox"/>	2	1,00	36	36,00	27,00	998
24,5x100	4	1,00	42	42,00	26,00	1118
24,5x100 <input type="checkbox"/>	4	1,00	42	42,00	26,00	1118
30,3x61,3 <input type="checkbox"/>	7	1,30	60	78,00	26,50	1616
30x60 <input type="checkbox"/>	7	1,26	60	75,60	25,20	1538
30x60	7	1,26	60	75,60	24,90	1520
15x60 <input type="checkbox"/>	14	1,26	60	75,60	26,60	1622
15x60	14	1,26	60	75,60	26,60	1622

Sin rec/Non rec/Non rec / Rec/Rec/Rec / Semipul/Semipul/Semipuliti

