

PAMESA

CERAMICA

MODELO / MODEL / MODÈLE	60x60 24"x24"	50x100 20"x40"	45x45 18"x18"	30,3x61,3 12,12"x24,52"	30x30 12"x12"	23,5x40,5 9,4"x16,2"
ADRA	270					
ÁIDA			302			
ÁIDA MALLA (5x5)					302	
ALFA			304			
ANDES			302			
ANDES MALLA (5x5)					302	
AOSTA		298	303			
ARCOS CARAVISTA						326
ARUBA			306			
BLOIS			307			
BRECCIA	272					
CATWALK					324	
CHIPRE	274					
COMO			308			
CRETA	274					
DAINO	275					
DANTE	276		309			
DURBAN			310			
EPSILON	278/279			320		
EPSILON MALLA (5x15)					278/279	
ERIS			311			
IMPERIAL	280					
LEPTIS	282					
LEPTIS MALLA (5x5)					282	
LIBERTY		300				
LIMOGES			312			
LOSA CARAVISTA						328
LYS			313			
MAGNA	284		314			
MAGNA MALLA (5x5)					284	
MAGNA MALLA (5x15)					284	
MINOS			315			
NATURE	286			322		
NEW YORK	288					
NICEA			316			
PADUA			317			
PADUA MALLA (7x7)					317	
PADUA CARAVISTA MALLA(5x15)					317	
PLACA CARAVISTA						330
RODAS	290					
RODAS MALLA (5x15)					290	
SAMARA	292					
SINTRA			318			
SORRENTO	292					
TRABIA			319			
TRENTINO	294					
TWEED					325	
VERMONT			319			
VERSALLES	296					

COMPACGLASS

GRES PORCELÁNICO ESMALTADO / GLAZED PORCELAIN TILES / GRÈS CÉRAMÉ ÉMAILLÉ

60 x 60 / 24" x 24"

ADRA
BRECCIA
CHIPRE
CRETA
DAINO
DANTE
EPSILON
IMPERIAL
LEPTIS
MAGNA
NATURE
NEW YORK
RODAS
SAMARA
SORRENTO
TRENTINO
VERSALLES

50 x 100 / 20" x 40"

AOSTA
LIBERTY

45 x 45 / 18" x 18"

AÍDA
ANDES
AOSTA
ALFA
ARUBA
BLOIS
COMO
DANTE
DURBAN
ERIS
LIMOGES
LYS
MAGNA
MINOS
NICEA
PADUA
SINTRA
TRABIA
VERMONT

30,3 x 61,3 / 12,12" x 24,52"

EPSILON
NATURE

30 x 30 / 12" x 12"

CATWALK
TWEED

23,5 x 40,5 / 9,4" x 16,2"

ARCOS CARAVISTA
LOSA CARAVISTA
PLACA CARAVISTA

ADRA

60 x 60 cm / 24" x 24"



ADRA Marfil PEI 4
60 x 60 **M27**
15.840.33.5115



ADRA Crema PEI 4
60 x 60 **M27**
15.840.96.5115



Dec. ADRA Marfil 1
60 x 60 **P149** 9,08
25.671.33.5115



Dec. ADRA Crema 1
60 x 60 **P149** 9,08
25.671.96.5115



Cnf. ADRA 11
9,5 x 60 **P88** 15,90
25.660.1.5115



60 x 60

Pvto-Floor-Sol



M²



3



1,08



36



38,88



26,85



993



RODAPIÉ ROMO
9 x 60 P19
PZ/CJ 17
KG/CJ 21,25

BRECCIA

60 x 60 cm / 24" x 24"



BRECCIA Marfil PEI 4
60 x 60 **M27**
15.840.33.863



BRECCIA Crema PEI 4
60 x 60 **M27**
15.840.96.863



Dec. DELHI 1
60 x 60 **P128** 9,10
25.671.1.1628



Malla BRECCIA 11
22 x 22 **P28** 12,30
25.74.1.863
(BRECCIA Marfil, Crema y BADÉN Negro)



60 x 60

Pvto-Floor-Sol



M²



3



1,08



36



38,88



26,85



993



RODAPIÉ ROMO
9 x 60 P19
PZ/CJ 17
KG/CJ 21,25

CHIPRE

60 x 60 cm / 24" x 24" COMPACGLASS / GRES PORCELÁNICO ESMALTADO / GLAZED PORCELAIN TILES / GRÈS CÉRAMÉ ÉMAILLÉ



CHIPRE 60 x 60 (MATE-MAT) PEI 4
M28 15.840.1.1184
M32 17.840.1.1184

CRETA

60 x 60 cm / 24" x 24" COMPACGLASS / GRES PORCELÁNICO ESMALTADO SEMIPULIDO / SEMIPOLISHED GLAZED PORCELAIN TILES / GRÈS CÉRAMÉ ÉMAILLÉ SEMIPOLI



CRETA 60 x 60 PEI 4
M40 37.840.1.87

Sin rec/Non rec/Non rec Rec/Rec/Rec Semipul/Semipol/Semipoli

cm				m ²		m ²	Kg	Kg
60 x 60	Sin rec/Non rec/Non rec	M ²	3	1,08	36	38,88	26,85	993
60 x 60	Rec/Rec/Rec	M ²	3	1,08	36	38,88	26,85	993
60 x 60	Semipul/Semipol/Semipoli	M ²	3	1,08	36	38,88	26,85	993



RODAPIÉ ROMO
 9 x 60
 PZ/CJ 17
 KG/CJ 21,25
P19 / **P19** / **P36**



DAINO Arena PEI 4
60 x 60 **M40**
37.840.17.2236



DAINO Marfil PEI 4
60 x 60 **M40**
37.840.33.2236



Malla C-ROM DAINO 11
Arena 30 x 30 **P77** 20,00
38.77.17.2236



Malla C-ROM DAINO 11
Marfil 30 x 30 **P77** 20,00
38.77.33.2236



Ángulo C-ROM DAINO
Arena **P23**
38.222.17.2236



Ángulo C-ROM DAINO
Marfil **P23**
38.222.33.2236

Pulido/Polished/Poli



60 x 60

Pulido/Polished/Poli



M²



3



1,08



36



38,88



26,85



993



RODAPIÉ ROMO
9 x 60
PZ/CJ 17
KG/CJ 21,25
P36

DANTE

| 45 x 45 | 25 x 75 | 25 x 50 |

60 x 60 cm / 24" x 24"



DANTE Blanco PEI 4
60 x 60 **M27**
15.840.12.1481



DANTE Marfil PEI 4
60 x 60 **M27**
15.840.33.1481



DANTE Noce PEI 3
60 x 60 **M27**
15.840.160.1481



60 x 60

Pvto-Floor-Sol



M²



3



1,08



36



38,88



26,85



993



RODAPIÉ ROMO
9 x 60 P19
PZ/CJ 17
KG/CJ 21,25



EPSILON Marfil PEI 4
60 x 60 **M24**
15.840.33.1933



EPSILON Beige PEI 4
60 x 60 **M24**
15.840.7.1933



EPSILON Tabaco PEI 3
60 x 60 **M24**
15.840.113.1933



EPSILON Siena PEI 4
60 x 60 **M24**
15.840.53.1933



MALLA EPSILON Marfil
30 x 30 [5 x 15] **M57**
15.468.33.1933
[EPSILON Beige, Siena, Tabaco y TRIESTE Crema]

UNE-ENV 12633
CLASE 1



60 x 60
30 x 30

Pvto-Floor-Sol
Malla [5 x 15]



M²
M²



3
11



1,08
1,00



36
48



38,88
48,00



26,85
20,20



993
996



EPSILON Perla PEI 4
60 x 60 **M24**
15.840.37.1933



EPSILON Mica PEI 3
60 x 60 **M24**
15.840.125.1933



EPSILON Mocha PEI 3
60 x 60 **M24**
15.840.210.1933



MALLA EPSILON Perla
30 x 30 (5 x 15) **M57**
15.468.37.1933
(EPSILON Perla, Mocha, Mica y TRIESTE Marengo)



RODAPIÉ ROMO
9 x 60 **P19**
PZ/CJ 17
KG/CJ 21,25

IMPERIAL PULIDO

60 x 60 cm / 24" x 24"



IMPERIAL Blanco PEI 4
60 x 60 **M40**
37.840.12.571



IMPERIAL Perla PEI 4
60 x 60 **M40**
37.840.37.571



Malla C-ROM IMPERIAL 11
Blanco 30 x 30 **P77** 20,00
38.77.12.571



Malla C-ROM IMPERIAL 11
Perla 30 x 30 **P77** 20,00
38.77.37.571



Ángulo C-ROM IMPERIAL
Blanco **P23**
38.222.12.571



Ángulo C-ROM IMPERIAL
Perla **P23**
38.222.37.571

Pulido/Polished/Poli



60 x 60

Pulido/Polished/Poli



M²



3



1,08



36



38,88



26,85



993



RODAPIÉ ROMO
9 x 60
PZ/CJ 17
KG/CJ 21,25
P36

LEPTIS

60 x 60 cm / 24" x 24"



LEPTIS Gris 60 x 60 PEI 4
M28 15.840.2.1995
M32 17.840.2.1995



LEPTIS VENTANA 1
 Gris 60 x 60 (10 x 10) 8,75
P104 25.694.2.1995
P113 41.694.2.1995



Malla LEPTIS Gris
 30 x 30 (5 x 5) **M58**
 15.281.2.1995



LEPTIS Crema 60 x 60 PEI 4
M28 15.840.96.1995
M32 17.840.96.1995



LEPTIS VENTANA 1
 Crema 60 x 60 (10 x 10) 8,75
P104 25.694.96.1995
P113 41.694.96.1995



Malla LEPTIS Crema
 30 x 30 (5 x 5) **M58**
 15.281.96.1995

Sin rec/Non rec/Non rec Rec/Rec/Rec





60 x 60	Sin rec/Non rec/Non rec
60 x 60	Rec/Rec/Rec
30 x 30	Malla (5 x 5)





Dimensions	Rec/Rec/Rec	M ²	Boxes	M ²	Stacks	M ²	Kg	Kg
60 x 60 Sin rec/Non rec/Non rec	M ²	3	1,08	36	38,88	26,85	993	
60 x 60 Rec/Rec/Rec	M ²	3	1,08	36	38,88	26,85	993	
30 x 30 Malla (5 x 5)	M ²	11	1,00	48	48,00	20,20	996	





Taco MARQUINA 24 
 5 x 5 P01 1,18 
 25.583.1.2111





Taco ALPI 24 
 5 x 5 P01 1,18 
 25.583.1.798





Taco ALICANTE 24 
 5 x 5 P01 1,18 
 25.583.1.763





Taco MARQUINA 5 
 10 x 10 P04 1,06 
 25.100.1.2111





Taco ALPI 5 
 10 x 10 P04 1,06 
 25.100.1.798




Taco ALICANTE 5 
 10 x 10 P04 1,06 
 25.100.1.763



RODAPIÉ ROMO
 9 x 60
 PZ/CJ 17
 KG/CJ 21,25
 P19  / P19 



MAGNA Marfil 60 x 60 PEI 4
M28 15.840.33.1996 
M32 17.840.33.1996 



MAGNA VENTANA 1 
 Marfil 60 x 60 (10 x 10) 8,75 
P104 25.694.33.1996 
P113 41.694.33.1996 







Malla MAGNA Marfil
 30 x 30 (5 x 5) **M58**
 15.281.33.1996



MAGNA Crema 60 x 60 PEI 4
M28 15.840.96.1996 
M32 17.840.96.1996 



MAGNA VENTANA 1 
 Crema 60 x 60 (10 x 10) 8,75 
P104 25.694.96.1996 
P113 41.694.96.1996 



Malla MAGNA Crema
 30 x 30 (5 x 5) **M58**
 15.281.96.1996



Malla MAGNA Crema
 30 x 30 (5 x 15) **M57**
 15.468.96.1996



Malla MAGNA Marfil
 30 x 30 (5 x 15) **M57**
 15.468.33.1996





60 x 60	Sin rec/Non rec/Non rec
60 x 60	Rec/Rec/Rec
60 x 60	MALLA (5 x 5)
30 x 30	MALLA (5 x 15)





M²	3	1,08	36	38,88	26,85	993
M²	3	1,08	36	38,88	26,85	993
M²	11	1,00	48	48,00	20,20	996
M²	11	1,00	48	48,00	20,20	996





Taco MARQUINA 24 
5 x 5 P01 1,18 
25.583.1.2111





Taco ALPI 24 
5 x 5 P01 1,18 
25.583.1.798





Taco IMPERIAL 24 
5 x 5 P01 1,18 
25.583.1.571





Taco ALICANTE 24 
5 x 5 P01 1,18 
25.583.1.763





Taco MARQUINA 5 
10 x 10 P04 1,06 
25.100.1.2111





Taco ALPI 5 
10 x 10 P04 1,06 
25.100.1.798



Taco IMPERIAL 5 
10 x 10 P04 1,06 
25.100.1.571



Taco ALICANTE 5 
10 x 10 P04 1,06 
25.100.1.763

Sin rec/Non rec/Non rec Rec/Rec/Rec



RODAPIÉ ROMO
9 x 60
PZ/CJ 17
KG/CJ 21,25
P19 / P19



NATURE Marfil PEI 4
60 x 60 **M24**
15.840.33.2440



NATURE Crema PEI 4
60 x 60 **M24**
15.840.96.2440



NATURE Ceniza PEI 4
60 x 60 **M24**
15.840.19.2440






NATURE Tabaco PEI 3
60 x 60 **M24**
15.840.113.2440




NATURE Marengo PEI 3
60 x 60 **M24**
15.840.28.2440



Malla NATURE Mix 11 
30 x 30 **P79** 18,70 
25.635.100.2440
(NATURE Marfil, Tabaco, Ceniza y Marengo)




								
60 x 60	Pvto-Floor-Sol	M ²	3	1,08	36	38,88	26,85	993

 RODAPIÉ ROMO
9 x 60 P19
PZ/CJ 17
KG/CJ 21,25



NEW YORK PULIDO

60 x 60 cm / 24" x 24"



NEW YORK Marfil PEI 4 
60 x 60 **M40**
37.840.33.2442



Malla C-ROM NEW YORK 11 
Marfil 30 x 30 **P77** 20,00 
38.77.33.2442



Ángulo C-ROM NEW YORK
Marfil **P23**
38.222.33.2442

 Pulido/Polished/Poli



60 x 60

Pulido/Polished/Poli



M²



3



1,08



36



38,88



26,85



993



RODAPIÉ ROMO
9 x 60
PZ/CJ 17
KG/CJ 21,25
P36

RODAS

60 x 60 cm / 24" x 24"



RODAS Hueso 60 x 60

M28 15.840.16.1650

M32 17.840.16.1650



RODAS VENTANA

Hueso 60 x 60 (10 x 10)

P104 25.694.16.1650

P113 41.694.16.1650

1

8,75



Malla RODAS Hueso

30 x 30 (5 x 15) **M57**

15.468.16.1650




RODAS Arena 60 x 60

M28 15.840.17.1650

M32 17.840.17.1650

PEI 4



RODAS VENTANA

Arena 60 x 60 (10 x 10)

P104 25.694.17.1650

P113 41.694.17.1650

1

8,75



Malla RODAS Arena

30 x 30 (5 x 15) **M57**

15.468.17.1650




RODAS Crema 60 x 60

M28 15.840.96.1650

M32 17.840.96.1650

PEI 4



RODAS VENTANA

Crema 60 x 60 (10 x 10)

P104 25.694.96.1650

P113 41.694.96.1650

1

8,75



Malla RODAS Crema

30 x 30 (5 x 15) **M57**

15.468.96.1650



Taco ALICANTE 24
 5 x 5 P01 1,18
 25.583.1.763



Taco ALPI 24
 5 x 5 P01 1,18
 25.583.1.798



Taco IMPERIAL 24
 5 x 5 P01 1,18
 25.583.1.571



Taco ALICANTE 5
 10 x 10 P04 1,06
 25.100.1.763



Taco ALPI 5
 10 x 10 P04 1,06
 25.100.1.798



Taco IMPERIAL 5
 10 x 10 P04 1,06
 25.100.1.571

Sin rec/Non rec/Non rec Rec/Rec/Rec



60 x 60 Sin rec/Non rec/Non rec
 60 x 60 Rec/Rec/Rec
 30 x 30 Malla [5 x 5]



M²



3



1,08



36



38,88



26,85



993



RODAPIÉ ROMO
 9 x 60
 PZ/CJ 17
 KG/CJ 21,25
 P19 / P19

SAMARA - SORRENTO

60 x 60 cm / 24" x 24"



SAMARA Gris Mate
60 x 60 **M27**
15.840.49.2456



SORRENTO Gris Brillo
60 x 60 **M27**
15.840.61.2457



60 x 60

Pvto-Floor-Sol



M²



3



1,08



36



38,88



26,85



993



TRENTINO

60 x 60 cm / 24" x 24"



TRENTINO Marfil PEI 4
60 x 60 **M27**
15.840.33.1647



TRENTINO Noce PEI 4
60 x 60 **M27**
15.840.160.1647



Dec. DELHI 1
60 x 60 **P128** 9,10
25.671.1.1628



60 x 60

Pvto-Floor-Sol



M²



3



1,08



36



38,88



26,85



993



RODAPIÉ ROMO
9 x 60 P19
PZ/CJ 17
KG/CJ 21,25

VERSALLES PULIDO

60 x 60 cm / 24" x 24"



VERSALLES Beige
60 x 60 **M40**
37.840.7930

PEI 4



Malla C-ROM VERSALLES 11
Beige 30 x 30 **P77** 20
38.777.930



Ángulo C-ROM VERSALLES
Beige **P23**
38.222.7930

PVTO / FLOOR / SOL: VERSALLES BEIGE 60 x 60



Pulido/Polished/Poli



60 x 60

Pulido/Polished/Poli



M²



3



1,08



36



38,88




26,85



993



RODAPIÉ ROMO
9 x 60
PZ/CJ 17
KG/CJ 21,25
P36 

AOSTA

50 x 100 cm / 20" x 40"

| 45 x 45 | 25 x 50 |



AOSTA 50 x 100
M45 37491.1.1290

PEI 4

RVTO / WALL / RVTM: AOSTA 50 x 100 SEMIPOL/SEMIPOL/SEMIPOLI / GANTE MARENGO 50 x 100 SEMIPOL/SEMIPOL/SEMIPOLI
PVTO / FLOOR / SOL: AOSTA 45 x 45 SEMIPOL/SEMIPOL/SEMIPOLI



UNE-EN 12633

CLASE 1

Semipol/Semipol/Semipoli



50 x 100

Semipol/Semipol/Semipoli



M²



2



1,00



36



36,00



29,17




1076



RODAPIÉ ROMO
9 x 50
PZ/CJ 20
KG/CJ 25,50
P29

LIBERTY

50x 100 cm / 20" x 40"



LIBERTY Blanco 50 x 100
M45 17.491.12.5061

PEI 4



LIBERTY Verde 50 x 100
M45 17.491.5.5061

PEI 3



LIBERTY Azul 50 x 100
M47 17.491.4.5061

PEI 3

FACHADA / FAÇADE / FAÇADE (PALAU DE LA FESTA, CASTELLÓN DE LA PLANA)



Rec/Rec/Rec



50 x 100

Rec/Rec/Rec



M²



2



1,00



36



36,00



29,17



1076



LIBERTY Amarillo 50 x 100
M45 17.491.11.5061

PEI 3



LIBERTY Naranja 50 x 100
M47 17.491.57.5061

PEI 3



LIBERTY Rojo 50 x 100
M47 17.491.8.5061

PEI 2

FACHADA / FAÇADE / FAÇADE (PALAU DE LA FESTA, CASTELLÓN DE LA PLANA)



Rec/Rec/Rec



RODAPIÉ ROMO
9 x 50
PZ/CJ 20
KG/CJ 25,50
P14

AÍDA

45 x 45 cm / 18" x 18" COMPACGLASS / GRES PORCELÁNICO ESMALTADO / GLAZED PORCELAIN TILES / GRÈS CÉRAME ÉMAILLÉ



AÍDA
45 x 45 **M20**
15.302.1.580

PEI 4



Malla AÍDA
30 x 30 (5 x 5) **M58**
15.281.1.580

ANDES

45 x 45 cm / 18" x 18" COMPACGLASS / GRES PORCELÁNICO ESMALTADO / GLAZED PORCELAIN TILES / GRÈS CÉRAME ÉMAILLÉ



ANDES 45 x 45
M20 15.302.1.467
M28 17.302.1.467

PEI 4



Malla ANDES
30 x 30 (5 x 5) **M58**
15.281.1.467

Sin rec/Non rec/Non rec Rec/Rec/Rec



45 x 45
45 x 45
30 x 30

Sin rec/Non rec/Non rec
Rec/Rec/Rec
Malla (5 x 5)



M²

6

1,22

52

63,44

26,40

1399

M²

6

1,22

52

63,44

26,30

1394

M²

11

1,00

48

48,00

20,20

996



RODAPIÉ ROMO
9 x 45
PZ/CJ 24
KG/CJ 20,75
P12 / **P12**

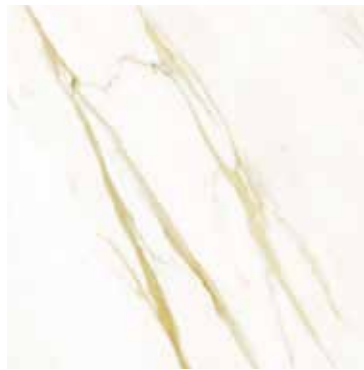
AOSTA

| 50 x 100 | 25 x 50 |

45 x 45 cm / 18" x 18" COMPACGLASS / GRES PORCELÁNICO ESMALTADO SEMIPULIDO / SEMIPOLISHED GLAZED PORCELAIN TILES / GRÈS CÉRAME ÉMAILLÉ SEMIPOLI



45 x 45



AOSTA 45 x 45
M36 37.302.1.1290

PEI 4

RVTO / WALL / RVTM: AOSTA 25 x 50 / EGE0 AOSTA 25 x 50 / DEC. JADE 25 x 50 / LIST. JADE 7,5 x 50
PVTO / FLOOR / SOL: AOSTA 45 x 45 SEMIPUL/SEMIPOL/SEMIPOLI



UNE-ENW 12633

CLASE 1

Semipul/Semipol/Semipoli



45 x 45



Semipul/Semipol/Semipoli



M²



6



1,22



52



63,44



25,10



1331



RODAPIÉ ROMO
9 x 45
PZ/CJ 24
KG/CJ 20,75
P26



ALFA Marfil PEI 4
45 x 45 **M16**
15.302.33.124



ALFA Noce PEI 3
45 x 45 **M16**
15.302.160.124



ALFA Beige PEI 4
45 x 45 **M16**
15.302.7.124



Cnf. ARAMIS Noce 6
8 x 45 **P46** 4,80
25.654.160.1908



Cnf. ATHOS Noce 6
8 x 45 **P46** 4,80
25.654.160.1909



Giro ARAMIS Noce 5
8 x 8 **P28** 0,75
25.417.160.1908



Taco ATHOS Noce 5
8 x 8 **P28** 0,75
25.417.160.1909



Cnf. PÓRTICO Marfil 22
15 x 30 **P76** 19,80
25.333.33.462
(ALFA Noce - LIMOGES Marfil - LIMOGES Siena)



ALFA Gris PEI 4
45 x 45 **M16**
15.302.2.124



ALFA Negro PEI 3
45 x 45 **M16**
15.302.3.124



Cnf. ARAMIS Negro 6
8 x 45 **P46** 4,80
25.654.3.1908



Cnf. ATHOS Negro 6
8 x 45 **P46** 4,80
25.654.3.1909



Giro ARAMIS Negro 5
8 x 8 **P28** 0,75
25.417.3.1908



Taco ATHOS Negro 5
8 x 8 **P28** 0,75
25.417.3.1909



Cnf. PÓRTICO Blanco 22
15 x 30 **P76** 19,80
25.333.12.462
(ALFA Gris - ALFA Negro - LIMOGES Blanco)



UNE-ENV 12633

CLASE 1



45 x 45

Pvto-Floor-Sol



M²



6



1,22



52



63,44



26,40



1399



RODAPIÉ ROMO
9 x 45 P12
PZ/CJ 24
KG/CJ 20,75

ARUBA

45 x 45 cm / 18" x 18" COMPACGLASS / GRES PORCELÁNICO ESMALTADO / GLAZED PORCELAIN TILES / GRÈS CÉRAMÉ ÉMAILLÉ



ARUBA Marfil PEI 4
45 x 45 **M20**
15.302.33.2529



Cnf. ANTILLAS 20
10 x 45 **P35** 16,90
25.32.1.946



Taco ANTILLAS 5
10 x 10 **P20** 1,10
25.100.1.946

PVTO / FLOOR / SOL: ARUBA MARFIL 45 x 45 / CNF. ANTILLAS 10 x 45



45 x 45

Pvto-Floor-Sol



M²



6



1,22



52



63,44



26,40



1399



RODAPIÉ ROMO
9 x 45 **P12**
PZ/CJ 24
KG/CJ 20,75

BLOIS

| 25 x 75 |

45 x 45 cm / 18" x 18" COMPACGLASS / GRES PORCELÁNICO ESMALTADO / GLAZED PORCELAIN TILES / GRÈS CÉRAME ÉMAILLÉ



45 x 45



BLOIS Plata PEI 4
45 x 45 M20
15.302.31.2458

RVTO / WALL / RVTM: BLOIS PLATA 25 x 75 / BLOIS JEUX PLATA 25 x 75 / BLOIS CUADRO PLATA 25 x 75
PVTO / FLOOR / SOL: BLOIS PLATA 45 x 45



45 x 45

Pvto-Floor-Sol



M²



6



1,22



52



63,44



26,40



1399

COMO

45 x 45 cm / 18" x 18" COMPACGLASS / GRES PORCELÁNICO ESMALTADO / GLAZED PORCELAIN TILES / GRÈS CÉRAME ÉMAILLÉ



COMO Arena PEI 4
45 x 45 **M20**
15.302.17.351



COMO Hueso PEI 4
45 x 45 **M20**
15.302.16.351



Cnf. COMO 20
12 x 45 **P63** 21,20
25.309.1.351
(COMO Arena y Hueso)

PVTO / FLOOR / SOL: COMO HUESO 45 x 45 / CNF. COMO 12 x 45 / COMO ARENA 45 x 45



UNE-ENV 12633

CLASE 1



45 x 45

Pvto-Floor-Sol



M²



6



1,22



52



63,44



26,40



1399



RODAPIÉ ROMO
9 x 45 **P12**
PZ/CJ 24
KG/CJ 20,75

DANTE

| 60 x 60 | 25 x 75 | 25 x 50 |

45 x 45 cm / 18" x 18" COMPACGLASS / GRES PORCELÁNICO ESMALTADO / GLAZED PORCELAIN TILES / GRÈS CÉRAME ÉMAILLÉ



45 x 45



DANTE Blanco PEI 4
45 x 45 **M20**
15.302.12.1481



DANTE Marfil PEI 4
45 x 45 **M20**
15.302.33.1481



DANTE Noce PEI 3
45 x 45 **M20**
15.302.160.1481

RVTO / WALL / RVTM: DANTE MARFIL 25 x 50 / MARMI CUADRO MARFIL 25 x 50
PVTO / FLOOR / SOL: DANTE MARFIL 45 x 45



45 x 45

Pvto-Floor-Sol



M²



6



1,22



52



63,44



26,40



1399



RODAPIÉ ROMO
9 x 45 **P12**
PZ/CJ 24
KG/CJ 20,75

DURBAN

45 x 45 cm / 18" x 18" COMPACGLASS / GRES PORCELÁNICO ESMALTADO / GLAZED PORCELAIN TILES / GRÈS CÉRAMÉ ÉMAILLÉ



DURBAN Marfil PEI 4
45 x 45 **M20**
15.302.33.203



DURBAN Crema PEI 4
45 x 45 **M20**
15.302.96.203



Cnf. TIBER Marfil 6
8 x 45 **P26** 4,84
25.654.33.272



Giro TIBER Marfil 5
8 x 8 **P22** 0,68
25.417.33.272

PVTO / FLOOR / SOL: DURBAN MARFIL 45 x 45 / DURBAN CREMA 45 x 45 / CNF. TIBER MARFIL 8 x 45 / GIRO TIBER MARFIL 8 x 8



45 x 45

Pvto-Floor-Sol



M²



6



1,22



52



63,44



26,40



1399



RODAPIÉ ROMO
9 x 45 **P12**
PZ/CJ 24
KG/CJ 20,75

ERIS

| 25 x 75 | 25 x 50 |

45 x 45 cm / 18" x 18" COMPACGLASS / GRES PORCELÁNICO ESMALTADO / GLAZED PORCELAIN TILES / GRÈS CÉRAME ÉMAILLÉ



45 x 45



ERIS Marfil PEI 4
45 x 45 **M20**
15.302.33.2433



ERIS Crema PEI 4
45 x 45 **M20**
15.302.96.2433



ERIS Noce PEI 4
45 x 45 **M20**
15.302.160.2433

RVTO / WALL / RVTM: ERIS MARFIL 25 x 50 - DEC. DEVA MARFIL 25 x 50
PVTO / FLOOR / SOL: ERIS MARFIL 45 x 45



45 x 45

Pvto-Floor-Sol



M²



6



1,22



52



63,44



26,40



1399



RODAPIÉ ROMO
9 x 45 **P12**
PZ/CJ 24
KG/CJ 20,75

LIMOGES

45 x 45 cm / 18" x 18" COMPACGLASS / GRES PORCELÁNICO ESMALTADO / GLAZED PORCELAIN TILES / GRÈS CÉRAMÉ ÉMAILLÉ



LIMOGES Blanco PEI 4
45 x 45 **M16**
15.302.12.1439



Cnf. PÓRTICO Blanco 22
15 x 30 **P76** 19,80
25.333.12.462
(ALFA Gris - ALFA Negro - LIMOGES Blanco)



LIMOGES Marfil PEI 4
45 x 45 **M16**
15.302.33.1439



Cnf. PÓRTICO Marfil 22
15 x 30 **P76** 19,80
25.333.33.462
(ALFA Noce - LIMOGES Marfil - LIMOGES Siena)



LIMOGES Siena PEI 4
45 x 45 **M16**
15.302.53.1439



Cnf. CORUM Perla 24
5 x 30 **P29** 7,06
9.423.37.806



Cnf. CORUM Noce 24
5 x 30 **P29** 7,06
9.423.160.806

PVTO / FLOOR / SOL: LIMOGES MARFIL 45 x 45 / CNF. PÓRTICO MARFIL 15 x 30



45 x 45

Pvto-Floor-Sol



M²



6



1,22



52



63,44



26,40



1399



RODAPIÉ ROMO
9 x 45 **P12**
PZ/CJ 24
KG/CJ 20,75

LYS

45 x 45 cm / 18" x 18" COMPACGLASS / GRES PORCELÁNICO ESMALTADO / GLAZED PORCELAIN TILES / GRÈS CÉRAME ÉMAILLÉ



45 x 45



LYS Perla
45 x 45 **M20**
15.302.37.480

PEI 4



LYS Marfil
45 x 45 **M20**
15.302.33.480

PEI 4

RVTO / WALL / RVTM: LILLE MARFIL 25 x 75 / LILLE CUADRO MARFIL 25 x 75 / LILLE LYS MARFIL 25 x 75 / CAPITEL LILLE MARFIL 5 x 25 / ALZATA LILLE MARFIL 15 x 25
PVTO / FLOOR / SOL: LYS MARFIL 45 x 45



UNE-ENW 12633

CLASE 1



45 x 45

Pvto-Floor-Sol



M²



6



1,22



52



63,44



26,40



1399



RODAPIÉ ROMO
9 x 45 **P12**
PZ/CJ 24
KG/CJ 20,75

MAGNA

| 60 x 60 |

45 x 45 cm / 18" x 18" COMPACGLASS / GRES PORCELÁNICO ESMALTADO / GLAZED PORCELAIN TILES / GRÈS CÉRAMÉ ÉMAILLÉ



MAGNA Marfil PEI 4
45 x 45 **M20**
15.302.33.1996



MAGNA Crema PEI 4
45 x 45 **M20**
15.302.96.1996



Taco MARQUINA 24
5 x 5 **P01** 1,18
25.583.1.2111



Taco ALPI 24
5 x 5 **P01** 1,18
25.583.1.798



Taco MARQUINA 5
10 x 10 **P04** 1,06
25.100.1.2111



Taco ALPI 5
10 x 10 **P04** 1,06
25.100.1.798



Malla MAGNA Marfil
30 x 30 (5 x 5) **M58**
15.281.33.1996



Malla MAGNA Crema
30 x 30 (5 x 5) **M58**
15.281.96.1996



Taco IMPERIAL 24
5 x 5 **P01** 1,18
25.583.1.571



Taco ALICANTE 24
5 x 5 **P01** 1,18
25.583.1.763



Taco IMPERIAL 5
10 x 10 **P04** 1,06
25.100.1.571



Taco ALICANTE 5
10 x 10 **P04** 1,06
25.100.1.763



Malla MAGNA Marfil
30 x 30 (5 x 15) **M57**
15.468.33.1996



Malla MAGNA Crema
30 x 30 (5 x 15) **M57**
15.468.96.1996



45 x 45 Pvto-Floor-Sol
30 x 30 Malla (5 x 5)
30 x 30 Malla (5 x 15)



M²



6



1,22



52



63,44



26,40



1399



RODAPIÉ ROMO
9 x 45 **P12**
PZ/CJ 24
KG/CJ 20,75

MINOS

45 x 45 cm / 18" x 18" COMPACGLASS / GRES PORCELÁNICO ESMALTADO / GLAZED PORCELAIN TILES / GRÈS CÉRAME ÉMAILLÉ



45 x 45



MINOS Marfil PEI 4
45 x 45 **M20**
15.302.33.92



MINOS Beige PEI 4
45 x 45 **M20**
15.302.7.92



MINOS Noce PEI 4
45 x 45 **M20**
15.302.160.92



Cnf. LUXOR Marfil 6
8 x 45 **P26** 4,76
25.654.33.628



Giro LUXOR Marfil 5
8 x 8 **P22** 0,76
25.417.33.628

PVTO / FLOOR / SOL: MINOS MARFIL 45 x 45 / MINOS NOCE 45 x 45 / CNF. LUXOR MARFIL 8 x 45 / GIRO LUXOR MARFIL 8 x 8



45 x 45

Pvto-Floor-Sol



M²



6



1,22



52



63,44



26,40



1399



RODAPIÉ ROMO
9 x 45 **P12**
PZ/CJ 24
KG/CJ 20,75

NICEA

| 25 x 75 | 25 x 50 |

45 x 45 cm / 18" x 18" COMPACGLASS / GRES PORCELÁNICO ESMALTADO / GLAZED PORCELAIN TILES / GRÈS CÉRAME ÉMAILLÉ



NICEA Blanco PEI 4
45 x 45 **M20**
15.302.12.2066



NICEA Crema PEI 4
45 x 45 **M20**
15.302.96.2066



NICEA Gris PEI 4
45 x 45 **M20**
15.302.2.2066

PVTO/FLOOR/SOL: NICEA CREMA 45 x 45



45 x 45

Pvto-Floor-Sol



M²



6



1,22



52



63,44



26,40



1399



RODAPIÉ ROMO
9 x 45 **P12**
PZ/CJ 24
KG/CJ 20,75

PADUA

45 x 45 cm / 18" x 18" COMPACGLASS / GRES PORCELÁNICO ESMALTADO / GLAZED PORCELAIN TILES / GRÈS CÉRAMÉ ÉMAILLÉ



45 x 45



PADUA Hueso PEI 4
45 x 45 **M20**
15.302.16.854



PADUA Beige PEI 4
45 x 45 **M20**
15.302.7.854



PADUA Noce PEI 4
45 x 45 **M20**
15.302.160.854



MALLA PADUA CARAVISTA
30 x 30 (5 x 15) **M59**
15.468.1.854
(PADUA Hueso, Beige y Noce)



MALLA PADUA
30 x 30 (7 x 7) **M52**
15.590.1.854
(PADUA Hueso, Beige y Noce)

UNE-ENV 12633

CLASE 1

cm				m ²		m ²	Kg	Kg
45 x 45	Pvto-Floor-Sol	M ²	6	1,22	52	63,44	26,40	1393
30 x 30	Malla (7 x 7)	M ²	11	1,00	48	48,00	20,20	990
30 x 30	Malla Caravista	M ²	10	0,90	48	43,20	18,00	890



RODAPIÉ ROMO
9 x 45 **P12**
PZ/CJ 24
KG/CJ 20,75

SINTRA

| 25 x 75 | 25 x 50 |

45 x 45 cm / 18" x 18" COMPACGLASS / GRES PORCELÁNICO ESMALTADO / GLAZED PORCELAIN TILES / GRÈS CÉRAME ÉMAILLÉ



SINTRA Blanco PEI 4
45 x 45 **M20**
15.302.12.881

RVTO / WALL / RVTM: SINTRA BLANCO 25 x 50 / DEC. LACIO BLANCO 25 x 50 / LIST. LACIO PLATA 6 x 50
PVTO / FLOOR / SOL: SINTRA BLANCO 45 x 45



45 x 45

Pvto-Floor-Sol



M²



6



1,22



52



63,44



26,40



1399



RODAPIÉ ROMO
9 x 45 **P12**
PZ/CJ 24
KG/CJ 20,75

TRABIA

| 25 x 75 | 25 x 50 |

45 x 45 cm / 18" x 18" COMPACGLASS / GRES PORCELÁNICO ESMALTADO / GLAZED PORCELAIN TILES / GRÈS CÉRAMÉ ÉMAILLÉ



45 x 45



TRABIA Perla PEI 4
45 x 45 **M20**
15.302.37.2628



TRABIA Crema PEI 4
45 x 45 **M20**
15.302.96.2628

VERMONT

| 25 x 75 | 25 x 50 |

45 x 45 cm / 18" x 18" COMPACGLASS / GRES PORCELÁNICO ESMALTADO / GLAZED PORCELAIN TILES / GRÈS CÉRAMÉ ÉMAILLÉ



VERMONT Beige PEI 4
45 x 45 **M20**
15.302.7.858



45 x 45

Pvto-Floor-Sol



M²



6



1,22



52



63,44



26,40



1399



RODAPIÉ ROMO
9 x 45 **P12**
PZ/CJ 24
KG/CJ 20,75



EPSILON Marfil PEI 4
30,3 x 61,3 **M15**
15.722.33.1933



EPSILON Beige PEI 4
30,3 x 61,3 **M15**
15.722.7.1933



EPSILON Tabaco PEI 3
30,3 x 61,3 **M15**
15.722.113.1933



EPSILON Siena PEI 4
30,3 x 61,3 **M15**
15.722.53.1933



EPSILON Mocha PEI 3
30,3 x 61,3 **M15**
15.722.210.1933



MALLA EPSILON Marfil
30 x 30 (5 x 15) **M57**
15.468.33.1933
(EPSILON Beige, Siena, Tabaco y TRIESTE Crema)



EPSILON Perla PEI 4
30,3 x 61,3 **M15**
15.722.37.1933



EPSILON Mica PEI 3
30,3 x 61,3 **M15**
15.722.125.1933



MALLA EPSILON Perla
30 x 30 (5 x 15) **M57**
15.468.37.1933
(EPSILON Perla, Mocha, Mica y TRIESTE Marengo)



UNE-ENV 12633
CLASE 1

cm		M ²		m ²		m ²	Kg	
30,3 x 61,3	Pvto-Floor-Sol	M ²	7	1,30	60	78,00	26,50	1616
30 x 30	Malla (5 x 15)	M ²	11	1,00	48	48,00	20,20	996

RODAPIÉ ROMO
9 x 61,3 P19
PZ/CJ 20
KG/CJ 25

NATURE

| 60 x 60 |

30,3 x 61,3 cm. / 12,12" x 24,52"



NATURE Marfil PEI 4
30,3 x 61,3 **M15**
15.722.33.2440



NATURE Crema PEI 4
30,3 x 61,3 **M15**
15.722.96.2440



NATURE Ceniza PEI 4
30,3 x 61,3 **M15**
15.722.19.2440



NATURE Tabaco PEI 3
30,3 x 61,3 **M15**
15.722.113.2440



NATURE Marengo PEI 3
30,3 x 61,3 **M15**
15.722.28.2440



Malla NATURE Mix 11
30 x 30 **P79** 18,70
25.635.100.2440
(NATURE Marfil, Tabaco, Ceniza y Marengo)



30,3 x 61,3 Ppto-Floor-Sol



M²



7



1,30



60



78,00



26,50



1616



RODAPIÉ ROMO
9 x 61,3 P19
PZ/CJ 20
KG/CJ 25

CATWALK

30 x 30 cm / 12" x 12" COMPACGLASS / GRES PORCELÁNICO ESMALTADO / GLAZED PORCELAIN TILES / GRÈS CÉRAME ÉMAILLÉ



CATWALK Blanco PEI 4
30 x 30 **M14**
15.600.12.1775



CATWALK Celeste PEI 3
30 x 30 **M14**
15.600.55.1775



CATWALK Marengo PEI 3
30 x 30 **M14**
15.600.28.1775



CATWALK Marfil PEI 3
30 x 30 **M14**
15.600.33.1775



CATWALK Marrón PEI 3
30 x 30 **M14**
15.600.9.1775



CATWALK Negro PEI 3
30 x 30 **M14**
15.600.3.1775

PVTO / FLOOR / SOL: CATWALK NEGRO 30 x 30



30 x 30

Pvto-Floor-Sol



M²



16



1,44



60



86,40



26,50




1616



RODAPIÉ ROMO
9 x 30 **P08**
PZ/CJ 34
KG/CJ 18,30

TWEED

30 x 30 cm / 12" x 12" **COMPACGLASS / GRES PORCELÁNICO ESMALTADO / GLAZED PORCELAIN TILES / GRÈS CÉRAME ÉMAILLÉ**



30 x 30



TWEED Blanco PEI 4
30 x 30 **M14**
15.600.12.1776



TWEED Siena PEI 3
30 x 30 **M14**
15.600.53.1776



TWEED Noce PEI 3
30 x 30 **M14**
15.600.160.1776



TWEED Malva PEI 3
30 x 30 **M14**
15.600.70.1776



TWEED Marfil PEI 4
30 x 30 **M14**
15.600.33.1776



TWEED Ámbar PEI 3
30 x 30 **M14**
15.600.126.1776



TWEED Musgo PEI 3
30 x 30 **M14**
15.600.805.1776



TWEED Turquesa PEI 3
30 x 30 **M14**
15.600.27.1776

PVTO / FLOOR / SOL: TWEED SIENA 30 x 30 / TWEED NOCE 30 x 30



30 x 30

Pvto-Floor-Sol



M²



16



1,44



60



86,40



26,50



1616



RODAPIÉ ROMO
9 x 30 **P08**
PZ/CJ 34
KG/CJ 18,30

ARCOS CARAVISTA

23,5 x 40,5 cm / 9,4" x 16,2"



ARCOS CARAVISTA Beige
23,5 x 40,5 **M25**
15.847.7.2401



Mold. ARCOS CARAVISTA Beige
6 x 33 **P26**
25.691.7.2401

26
7,10



ARCOS CARAVISTA Gris
23,5 x 40,5 **M25**
15.847.2.2401



Mold. ARCOS CARAVISTA Gris
6 x 33 **P26**
25.691.2.2401

26
7,10



23,3 x 40,5

Rvto-Wall-Rvrtm



M²



11



1,05



52



54,60



25,00



1326



LOSA CARAVISTA

23,5 x 40,5 cm / 9,4" x 16,2"



LOSA CARAVISTA Arena
23,5 x 40,5 **M21**
15.847.17.2402



Mold. LOSA CARAVISTA Arena
6 x 33 **P26**
25.691.17.2402



LOSA CARAVISTA Beige
23,5 x 40,5 **M21**
15.847.7.2402



Mold. LOSA CARAVISTA Beige
6 x 33 **P26**
25.691.7.2402



LOSA CARAVISTA Gris
23,5 x 40,5 **M21**
15.847.2.2402



Mold. LOSA CARAVISTA Gris
6 x 33 **P26**
25.691.2.2402



LOSA CARAVISTA Grafito
23,5 x 40,5 **M21**
15.847.68.2402



Mold. LOSA CARAVISTA Grafito
6 x 33 **P26**
25.691.68.2402



23,3 x 40,5

Rvto-Wall-Rvrtm



M²



12



1,14



52



59,28



25,50



1352



PLACA CARAVISTA

23,5 x 40,5 cm / 9,4" x 16,2"



PLACA CARAVISTA Arena
23,5 x 40,5 **M21**
15.847.17.2400



Mold. PLACA CARAVISTA Arena 26
6 x 33 **P26** 7,10
25.691.17.2400



PLACA CARAVISTA Beige
23,5 x 40,5 **M21**
15.847.7.2400



Mold. PLACA CARAVISTA Beige 26
6 x 33 **P26** 7,10
25.691.7.2400



PLACA CARAVISTA Gris
23,5 x 40,5 **M21**
15.847.2.2400



Mold. PLACA CARAVISTA Gris 26
6 x 33 **P26** 7,10
25.691.2.2400



23,3 x 40,5

Rvto-Wall-Rvrtm



M²



12



1,14



52



59,28



25,50



1352



e-Ceramica

Contact us for wholesale prices or cooperation:

Zoran Milić

E-mail: info@e-ceramica.com

Mobile : + 386 41 684 696

Telephone : + 386 2 780 54 90

Fax : + 386 2 779 76 61

Merilly d.o.o. ; Vodnikova ulica 2 ; Si 2250 Ptuj ; Slovenia ; EU

Web : · Americas

[Ceramic tiles in Argentina](#)
[Ceramic tiles in Bahamas](#)
[Ceramic tiles in Bolivia](#)
[Ceramic tiles in Canada](#)
[Ceramic tiles in Chile](#)
[Ceramic tiles in Colombia](#)
[Ceramic tiles in Costa Rica](#)
[Ceramic tiles in Cuba](#)
[Ceramic tiles in Ecuador](#)
[Ceramic tiles in El Salvador](#)
[Ceramic tiles in Guatemala](#)
[Ceramic tiles in Honduras](#)
[Ceramic tiles in Jamaica](#)
[Ceramic tiles in México](#)
[Ceramic tiles in Nicaragua](#)
[Ceramic tiles in Panamá](#)
[Ceramic tiles in Paraguay](#)
[Ceramic tiles in Perú](#)
[Ceramics in Re. Dominicana](#)
[Ceramics in Trin. & Tobago](#)
[Ceramic tiles in Uruguay](#)
[Ceramic tiles in USA](#)
[Ceramic tiles in Venezuela](#)

· Europe

[Ceramic tiles in BIH](#)
[Ceramic tiles in Crna Gora](#)
[Ceramic tiles in España](#)
[Ceramic tiles in France](#)
[Ceramic tiles in Germany](#)
[Ceramic tiles in Hrvatska](#)
[Ceramic tiles in Ireland](#)
[Ceramic tiles in Kosove](#)
[Ceramic tiles in Liechtenstein](#)
[Ceramic tiles in Magyarország](#)
[Ceramic tiles in Македонија](#)
[Ceramic tiles in Maqedoni](#)
[Ceramic tiles in Malta](#)
[Ceramic tiles in Österreich](#)
[Ceramic tiles in Russia](#)
[Ceramic tiles in Schweiz](#)
[Ceramic tiles in Suisse](#)
[Ceramic tiles in Shqipëri](#)
[Ceramic tiles in Slovenija](#)
[Ceramic tiles in Србија](#)
[Ceramics in United Kingdom](#)

· Asia

[Ceramic tiles in India](#)
[Ceramic tiles in Pakistan](#)
[Ceramic tiles in Philippines](#)
[Ceramic tiles in Singapore](#)
[Ceramic tiles in Turkiye](#)

· Africa & Australia

[Ceramic tiles in Australia](#)
[Ceramic tiles in Cameroon](#)
[Ceramic tiles in Ghana](#)
[Ceramics in Guinea Ecuatorial](#)
[Ceramic tiles in Swaziland](#)
[Ceramic tiles in New Zealand](#)
[Ceramic tiles in Nigeria](#)