

**MODULAR QUARTZ** 44x66 cm 17"x26"



**MIX IN THE SAME BOX**  
MEZCLADO EN LA MISMA CAJA



QUARTZ  
44x66 cm. · 17"x26" · CK 39



QUARTZ  
44x44 cm. · 17"x17" · CK 39



QUARTZ  
22x44 cm. · 8,5"x17" · CK 39



QUARTZ  
22x22 cm. · 8,5"x8,5" · CK 39

**MODULAR HOUSTON** 44x66 cm 17"x26"



**MIX IN THE SAME BOX**  
MEZCLADO EN LA MISMA CAJA



HOUSTON  
44x66 cm. · 17"x26" · CK 39



HOUSTON  
44x44 cm. · 17"x17" · CK 39



HOUSTON  
22x44 cm. · 8,5"x17" · CK 39




HOUSTON  
22x22 cm. · 8,5"x8,5" · CK 39

**A BOX CONTAINS: 6 pieces**  
UNA CAJA CONTIENE: 6 piezas

44x66 cm. 17"x26"    44x44 cm. 17"x17"    22x44 cm. 8,5"x17"    44x44 cm. 17"x17"    22x22 cm. 8,5"x8,5"

**MODULAR ANTIGA** 44x66 cm 17"x26"



**MIX IN THE SAME BOX**  
MEZCLADO EN LA MISMA CAJA



ANTIGA  
44x66 cm. · 17"x26" · CK 39



ANTIGA  
44x44 cm. · 17"x17" · CK 39



ANTIGA  
22x44 cm. · 8,5"x17" · CK 39



ANTIGA  
22x22 cm. · 8,5"x8,5" · CK 39

**REALONDA MODULAR SERIES  
FOUR TILE PATTERN**

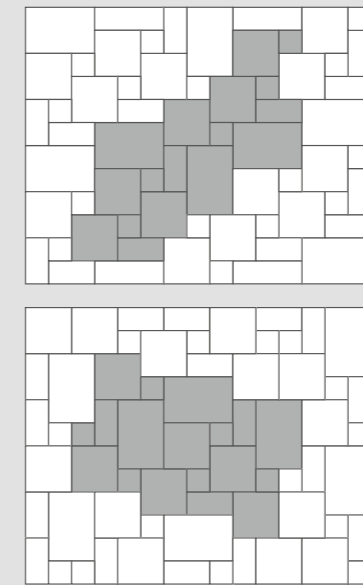
Realonda advises to mix tiles from several cartons at the time of setting to obtain an improved and authentic effect. Begin installing tiles in one corner of the room, one grid at a time. Finish each grid before moving to the next. Start with the first tile in the corner of the grid and work outwards. Don't slide tiles into place.

At the time of installing, insert (as the best option) a 3 mm tile spacer as each tile is set. For the Realonda modular pattern some pieces may appear to be up to 1 mm superior or inferior to its badge caliber due to manufacturing admitted tolerances (specifically on pieces 22x22 cm). Those pieces can be fit turning the sides or sharing some tenths each side in its space, the joint and the 3 mm tile spacer should not be widened. When grid is completely installed, tap in all tiles with a rubber mallet or hammer and wood block, to ensure a good bond and level plane. Remove excess adhesive from joints with a putty knife, and from tile with a damp sponge. Do not walk on tiles until they are set (usually is 24 hours).

To complete one module of our standard patterns you need 3 boxes containing the same number of pieces each box **(0,87 sqm/box x 3 boxes = 18 pieces different sizes)**, multiply this quantity until you have the total area to be fixed. Other joints size and random use are able to fix according to inventiveness and under responsibility of the decision marker.

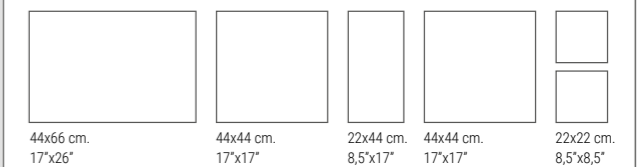
**TECHNICAL FEATURES / CARACTERÍSTICAS TÉCNICAS**

	Test Performed	Results
Frost Resistance	UNE-EN ISO 10545-12	Resistant
Water Absorption	UNE-EN ISO 10545-3	< 0,50%
Breaking Strength	UNE-EN ISO 10545-4	600 lbs. (270Kg.)
Scratch Resistance	UNE 67-101 (EN 101)	7 (Mohs Scale)
Durability Classification	UNE-EN ISO 10545-7	Class 4



**MODULARITY PROPOSALS**  
MODULARIDADES PROPUESTAS

**A BOX CONTAINS: 6 pieces**  
UNA CAJA CONTIENE: 6 piezas



**1 PALET CONTAINS: 30 boxes / 26,1 SQM / 655 Kg.**  
UN PALET CONTIENE: 30 cajas / 26,1 SQM / 655 Kg.